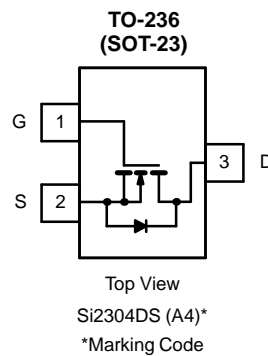


N-Channel 30-V (D-S) MOSFET

PRODUCT SUMMARY		
V_{DS} (V)	$r_{DS(on)}$ (Ω)	I_D (A)
30	0.117 @ $V_{GS} = 10$ V	2.5
	0.190 @ $V_{GS} = 4.5$ V	2.0



ABSOLUTE MAXIMUM RATINGS ($T_A = 25^\circ\text{C}$ UNLESS OTHERWISE NOTED)			
Parameter	Symbol	Limit	Unit
Drain-Source Voltage	V_{DS}	30	V
Gate-Source Voltage	V_{GS}	± 20	
Continuous Drain Current ($T_J = 150^\circ\text{C}$) ^a	I_D	$T_A = 25^\circ\text{C}$	A
		$T_A = 70^\circ\text{C}$	
Pulsed Drain Current ^b	I_{DM}	10	A
Continuous Source Current (Diode Conduction) ^a	I_S	1.25	
Power Dissipation ^a	P_D	$T_A = 25^\circ\text{C}$	W
		$T_A = 70^\circ\text{C}$	
Operating Junction and Storage Temperature Range	T_J, T_{stg}	-55 to 150	$^\circ\text{C}$

THERMAL RESISTANCE RATINGS			
Parameter	Symbol	Limit	Unit
Maximum Junction-to-Ambient ^a	R_{thJA}	100	$^\circ\text{C/W}$
Maximum Junction-to-Ambient ^c		166	

Notes

- a. Surface Mounted on FR4 Board, $t \leq 5$ sec.
- b. Pulse width limited by maximum junction temperature.
- c. Surface Mounted on FR4 Board.

For SPICE model information via the Worldwide Web: <http://www.vishay.com/www/product/spice.htm>



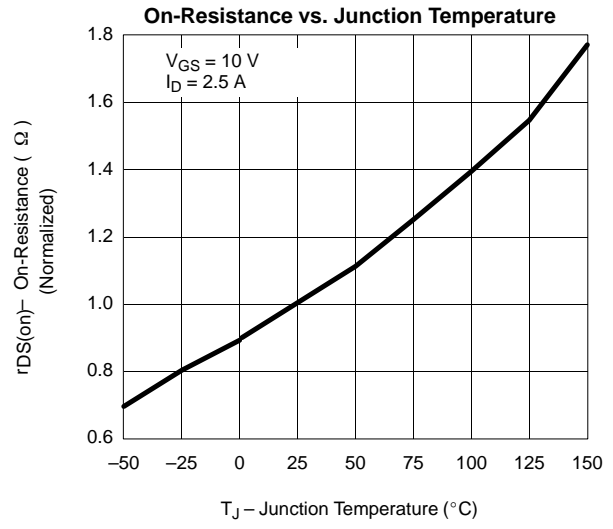
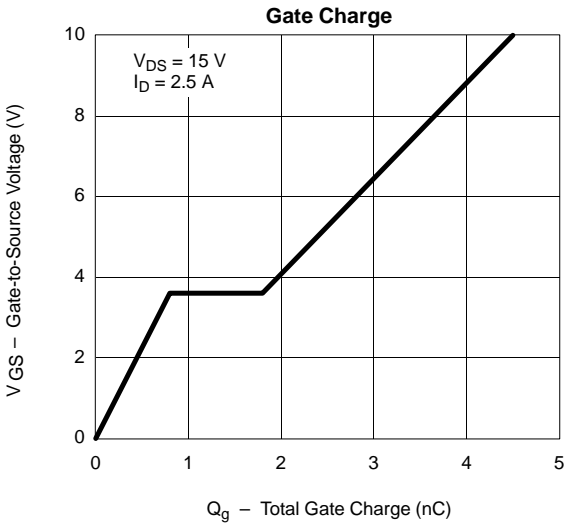
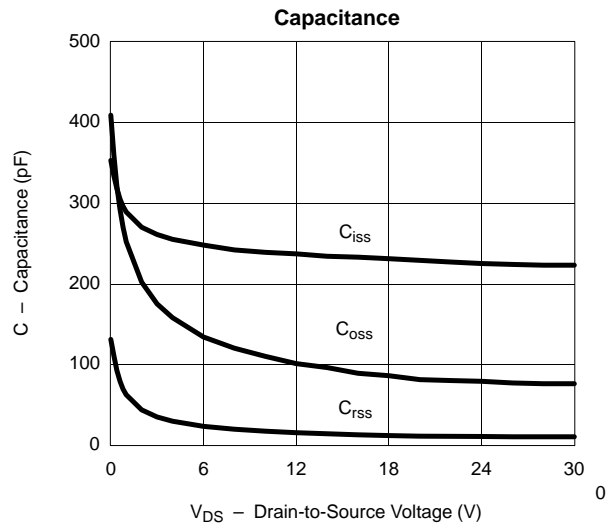
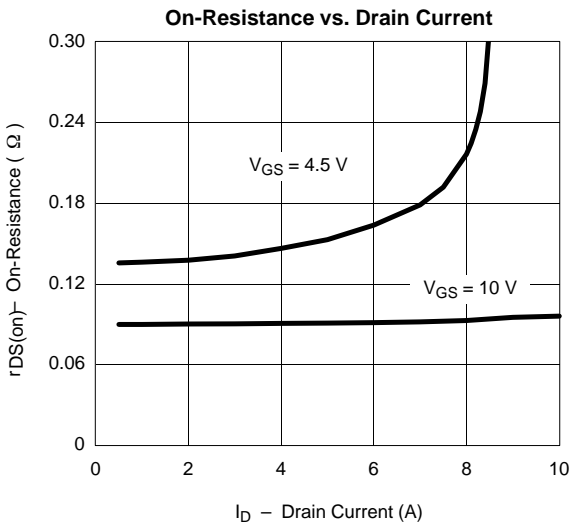
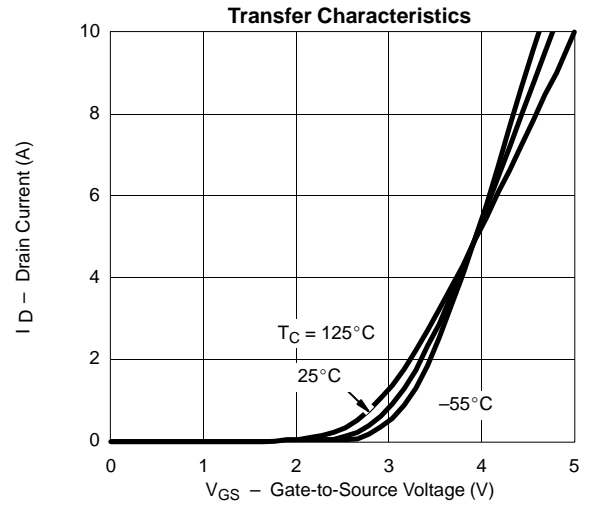
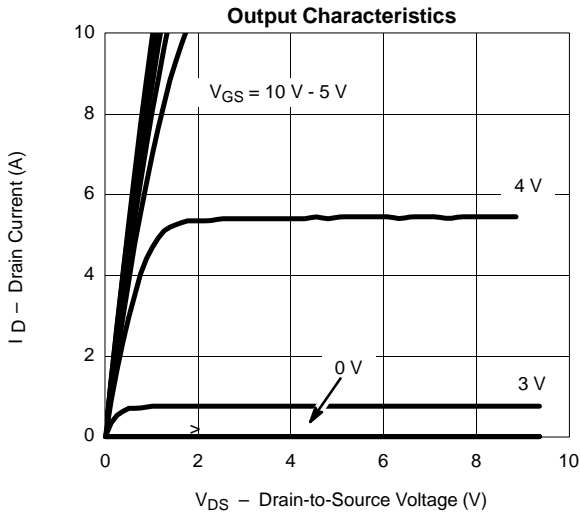
SPECIFICATIONS (T _A = 25 °C UNLESS OTHERWISE NOTED)						
Parameter	Symbol	Test Conditions	Limits			Unit
			Min	Typ	Max	
Static						
Drain-Source Breakdown Voltage	V _{(BR)DSS}	V _{GS} = 0 V, I _D = 250 μA	30			V
Gate-Threshold Voltage	V _{GS(th)}	V _{DS} = V _{GS} , I _D = 250 μA	1.5			
Gate-Body Leakage	I _{GSS}	V _{DS} = 0 V, V _{GS} = ±20 V			±100	nA
Zero Gate Voltage Drain Current	I _{DSS}	V _{DS} = 30 V, V _{GS} = 0 V			0.5	μA
		V _{DS} = 30 V, V _{GS} = 0 V, T _J = 55 °C			10	
		V _{DS} = 30 V, V _{GS} = 1.0 V, T _J = 25 °C			1	
On-State Drain Current ^a	I _{D(on)}	V _{DS} ≥ 4.5 V, V _{GS} = 10 V	6			A
		V _{DS} ≥ 4.5 V, V _{GS} = 4.5 V	4			
Drain-Source On-Resistance ^a	r _{DS(on)}	V _{GS} = 10 V, I _D = 2.5 A		0.092	0.117	Ω
		V _{GS} = 4.5 V, I _D = 2.0 A		0.142	0.190	
Forward Transconductance ^a	g _{fs}	V _{DS} = 4.5 V, I _D = 2.5 A		4.6		S
Diode Forward Voltage	V _{SD}	I _S = 1.25 A, V _{GS} = 0 V		0.77	1.2	V
Dynamic						
Gate Charge	Q _g	V _{DS} = 15 V, V _{GS} = 5 V, I _D = 2.5 A		2.4	4	nC
Total Gate Charge	Q _{gt}	V _{DS} = 15 V, V _{GS} = 10 V, I _D = 2.5 A		4.5	10	
Gate-Source Charge	Q _{gs}			0.8		
Gate-Drain Charge	Q _{gd}			1.0		
Input Capacitance	C _{iss}	V _{DS} = 15 V, V _{GS} = 0 V, f = 1 MHz		240		pF
Output Capacitance	C _{oss}			110		
Reverse Transfer Capacitance	C _{rss}			17		
Switching						
Turn-On Delay Time	t _{d(on)}	V _{DD} = 15 V, R _L = 15 Ω I _D ≅ 1 A, V _{GEN} = 10 V, R _G = 6 Ω		8	20	ns
Rise Time	t _r			12	30	
Turn-Off Delay Time	t _{d(off)}			17	35	
Fall-Time	t _f			8	20	

Notes

a. Pulse test: PW ≤ 300 μs duty cycle ≤ 2%.

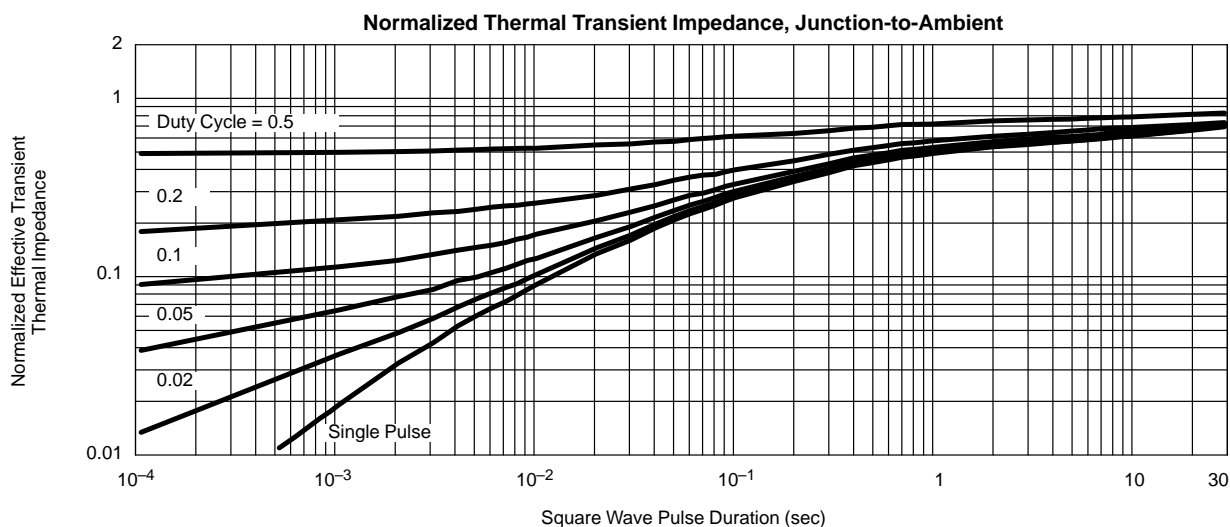
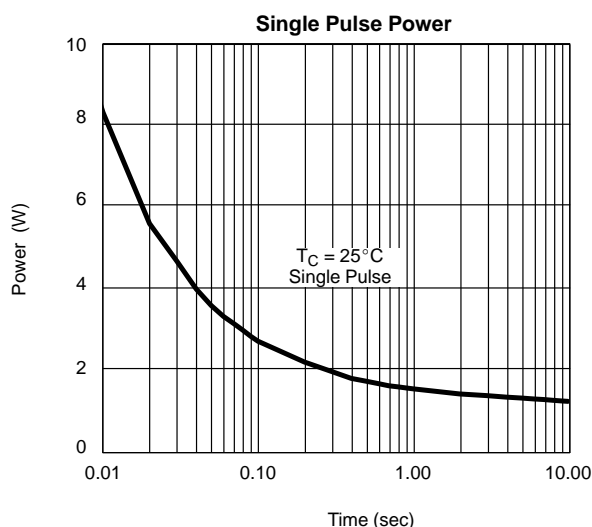
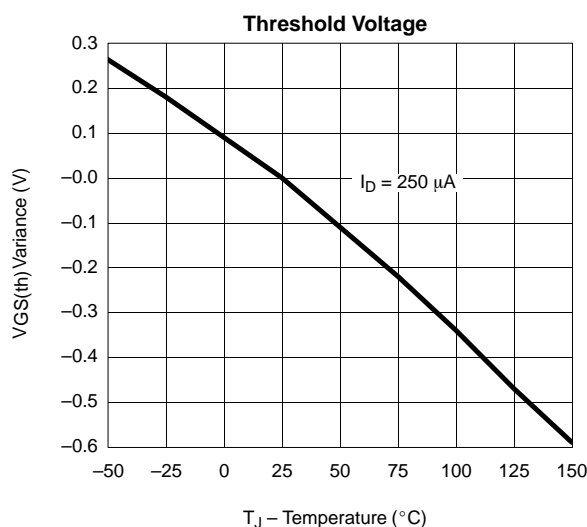
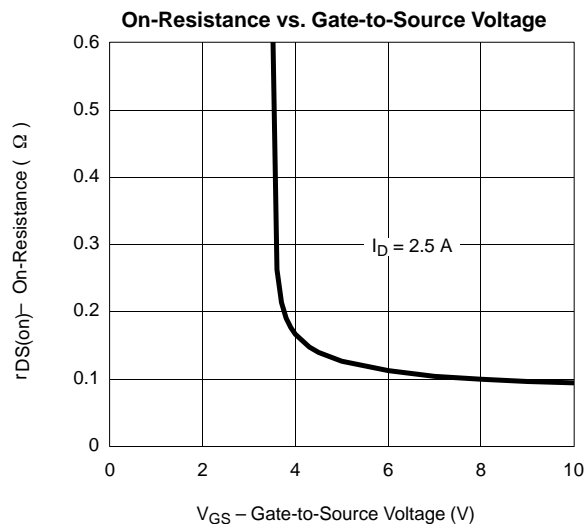
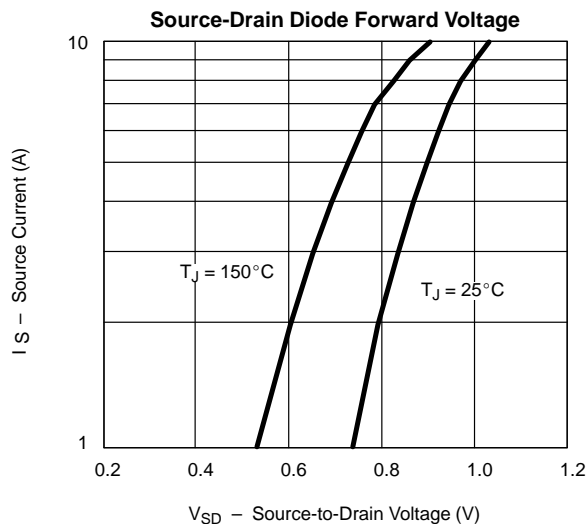


TYPICAL CHARACTERISTICS (25°C UNLESS NOTED)





TYPICAL CHARACTERISTICS (25°C UNLESS NOTED)





Notice

Specifications of the products displayed herein are subject to change without notice. Vishay Intertechnology, Inc., or anyone on its behalf, assumes no responsibility or liability for any errors or inaccuracies.

Information contained herein is intended to provide a product description only. No license, express or implied, by estoppel or otherwise, to any intellectual property rights is granted by this document. Except as provided in Vishay's terms and conditions of sale for such products, Vishay assumes no liability whatsoever, and disclaims any express or implied warranty, relating to sale and/or use of Vishay products including liability or warranties relating to fitness for a particular purpose, merchantability, or infringement of any patent, copyright, or other intellectual property right.

The products shown herein are not designed for use in medical, life-saving, or life-sustaining applications. Customers using or selling these products for use in such applications do so at their own risk and agree to fully indemnify Vishay for any damages resulting from such improper use or sale.